

# The possibilities are endless

One of the most difficult and personal decisions in your kitchen design process is determining which finish selection to apply to your cabinets. Whether you want traditional stain or classic paint, you can choose just the "right" finish to transform the look of your kitchen.

## Paint and Stain Properties

At Dover Woods we are known for our superior quality of finish. We offer a designer palette of paints for a smooth consistent look or stains that enhance the natural character and grain of wood. Our superior paints, stains and other finishes are applied to Cherry, Maple, Birch, Oak, Pine and Engineered Composites. From light to dark or subtle to dramatic, the options are endless.

### Paints

For a more consistent or uniform look, painted cabinets are an excellent option. Dover Woods has a great selection of designer colors to choose from or custom match any other color out there to complement any specific décor. All paints can be applied to either solid wood or engineered composites. With wood naturally expanding and contracting as changes in relative humidity occur, the paint may develop slight hairline cracks in the finish. This is most notable where two pieces of wood are joined. Please keep in mind that painted products usually require more upkeep than with stained products and even with proper care and maintenance, over time, a painted product may have chips, marks and scuffs which are the result of normal kitchen use and the oils in your skin.


### Stains

With the wide variety of wood species and stain choices, it's also important to keep in mind that no two pieces of wood or finish application can be identical. Each piece of wood is unique and stains often amplify the grain and characteristics particular to each species. You should expect to see some grain variation and slight changes in color when choosing a stained product. Stain finishes are used to enhance the characteristics of each species, while the clear top coat applied over it protects the wood surfaces. A common misconception is that applying a stained finish to wood will hide inherent inconsistencies, when in fact the opposite is true; the finish will accentuate most variations.

## ADD A PERSONAL TOUCH


### Accents

Accents can be used with most stains colors or wood species. After the wood is stained, we apply by hand the special accent finish to add a shadow effect in the crevices without significantly altering the look of the base stain. This technique is used to enhance, with a darker or lighter color, all grooves that occur on doors, panels, mouldings or most other pieces that are accented.



### Glazes

Glazing is an artistic, hand finished, process that adds depth and dimension to most paints and even stains. This technique uses a special finish material that is applied over the entire painted surface then hand wiped to give it a subtle hue finish. The glaze coating will soften the original base color of the cabinets, while highlights create the effect of greater depth. Our glazes are available in a color ranging from light brown to black.



### Accented Glazes

Accented Glazes use both the Glazing and Accenting techniques described above, thus highlighting to an even greater degree the surfaces, edges and grooves of your cabinets. Both Accents and Glazes, this is an artistic, hand finish that can be used over most paint colors. The finish techniques are layered on top of each other therefore encompassing the characteristics of both finish methods.



### Rub Through

The rub through procedure (our most labour intensive artistic finish) gives the illusion of time worn painted cabinets. The sealer and paint is rubbed off and the wood lightly scuffed before the final top coat is applied. The rubbing pattern will differ from one door to the next, giving each a unique look. This finish process, as well as the others above, is described in greater detail in our Finishes and Expectations brochure.



## Custom Colors

### Go ahead, be creative...

Whether you bring us a paint chip from a paint company or a piece of stained wood of your liking, chances are, we can come up with a pretty close match. We are constantly striving to stay ahead of market trends in order to offer the latest decorative product finishes, but taste is very subjective and want you to realize your dreams by making sure you get exactly what you are looking for, so feel free to individualize your color choice.



• A sample is required for final approval. See your local dealer for more information on our custom color process.

## THE DOVER WOODS DIFFERENCE

Selecting the perfect wood and finish combination is one of the most important aspects of the kitchen design process. Whether you want to dazzle your guests with sleek contemporary designs or timeless classics, it's important to capture the exact impression you're looking for.

The Dover Woods Difference is our hands-on craftsmanship. Whether you choose a painted product or a stained product, an artisanal approach is applied to every aspect of the cabinetry finishing process. Solid wood pieces undergo a highly-detailed 13-step assembly procedure, while our veneer panels undergo a 5-step procedure designed to ensure a lasting and attractive product. All our industry-leading finishing processes are backed by our superior warranty\*.

\*For details of our warranty, visit our website [www.doverwoods.com](http://www.doverwoods.com)



# Paint & Stain Options



## Inspired Living



679 Babin St.  
Dieppe, NB, E1A 5M7 Canada  
Toll Free: 1-800-563-5482 Tel: (506) 858-5855  
[www.doverwoods.com](http://www.doverwoods.com)


Note: Actual appearance of products presented in this brochure may vary due to commercial printing limitations, variations in lighting and the natural aging properties of woods and finishes. In order to view true door & finish samples, please visit your authorized dealer.

© Dover Woods Cabinetry. All Rights Reserved. Specifications subject to change without notice.



## STAINED FINISHES

### OAK




### WHITE OAK RIFT CUT




### MAPLE




### WALNUT



### CHERRY




### PINE



## PAINTED FINISHES



## GLAZED FINISHES



## ACCENTED GLAZE



## RUB-THROUGH



Note: Actual appearance of paint and stain colors presented in this brochure may vary due to commercial printing limitations, variations in lighting and the natural aging properties of woods and finishes. In order to view true finish samples, please visit your authorized dealer.